

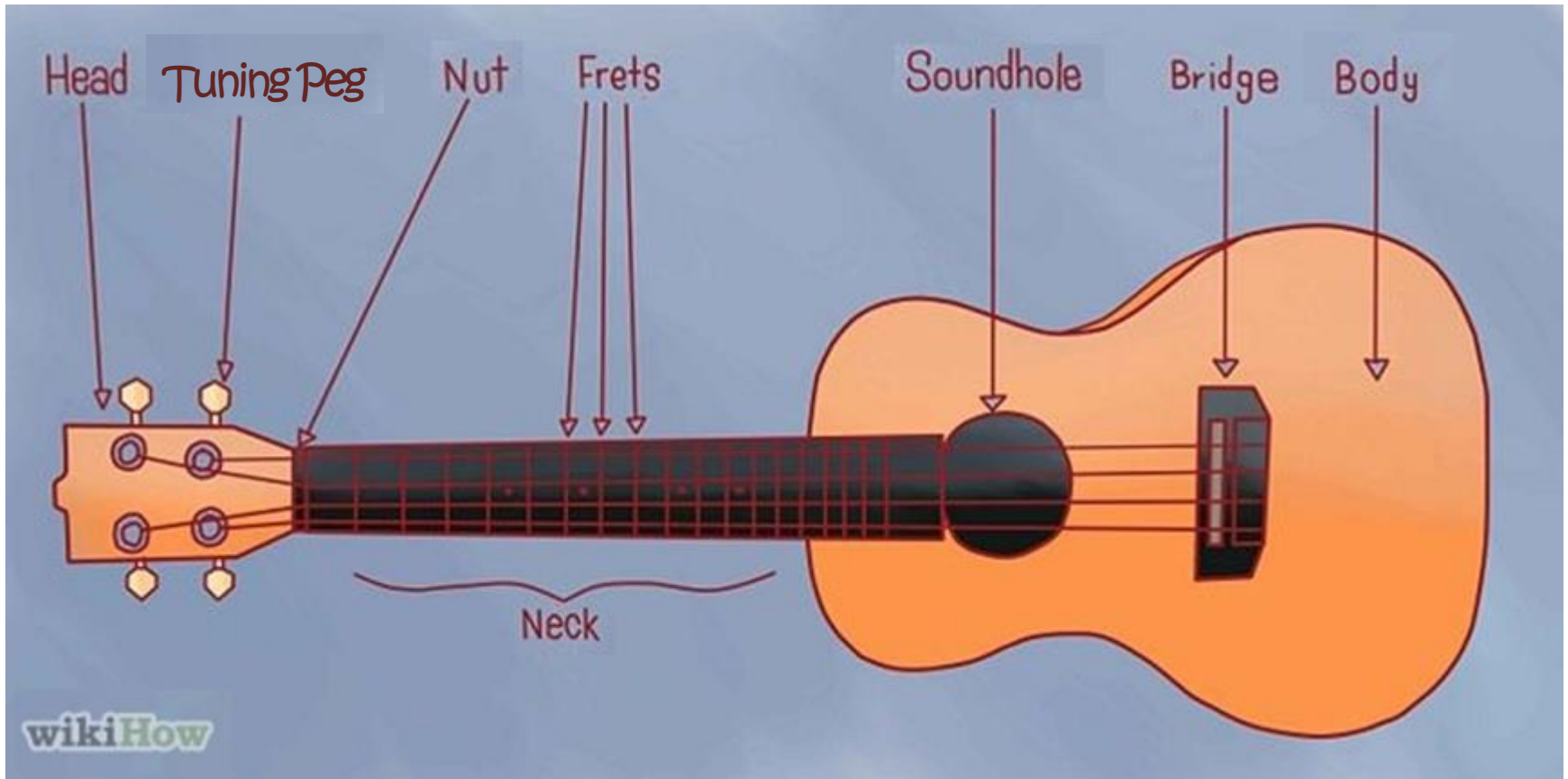


Ukulele 101

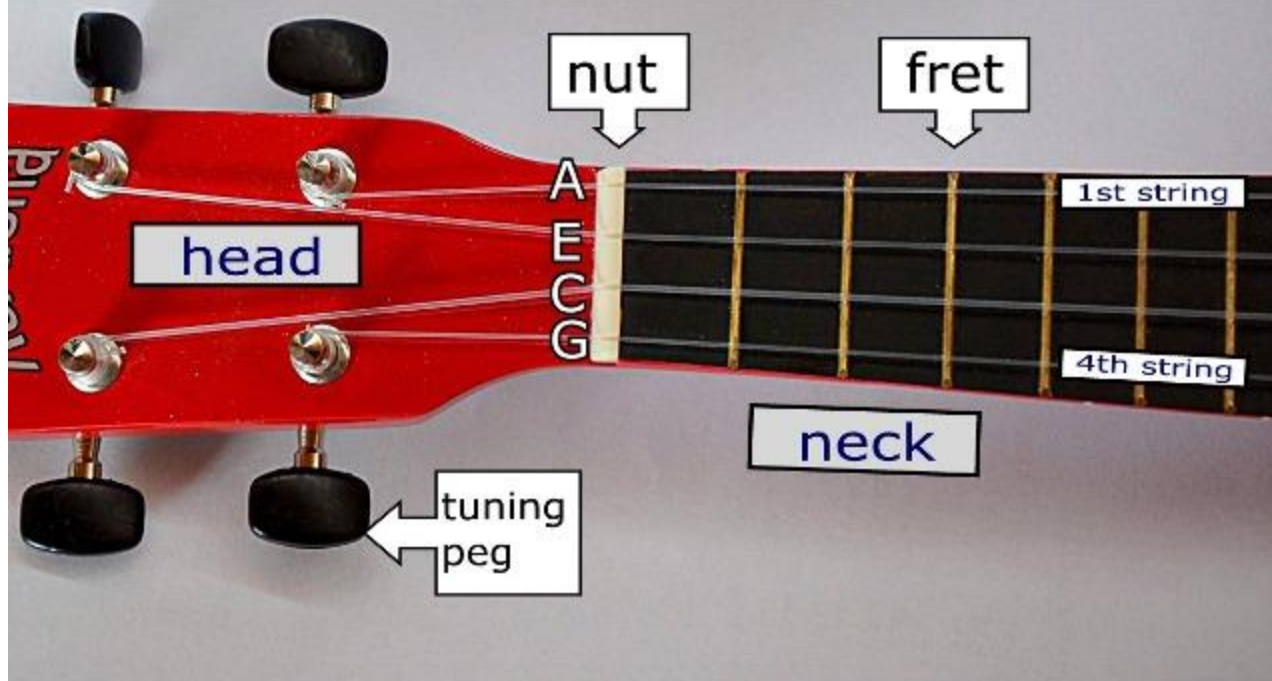
Welcome!

We're glad you're here.


Parts of a Uke



Ukulele: Top end of the fingerboard, showing the frets, tuning pegs and the nut. The letters beside the nut show the notes of the open strings in standard tuning.



Holding Your Uke



Rest Position and Playing Position

Resting Position



Playing Position



Tuning

- Listen to the note.
- Sing the note.
- Pluck the string.
- Turn the peg slightly.



Strumming Your Strings



Strum with Your Thumb

Down-strum

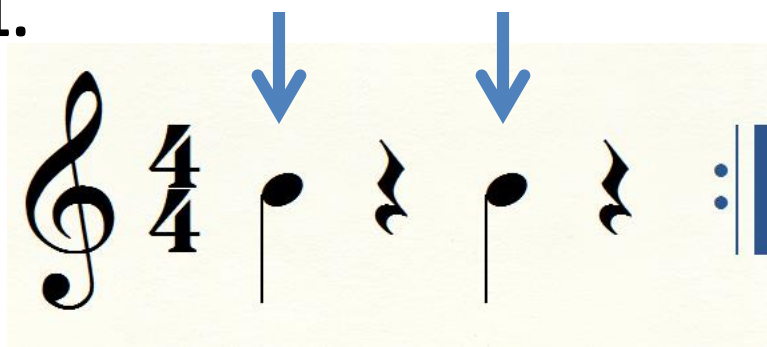
- Apply some pressure to the strings, but not too much.
- If your thumb feels like it's getting stuck in the strings...that's too much pressure!!!

Up-strum

- Motion is like flicking a coin.
- Remember to apply some pressure.

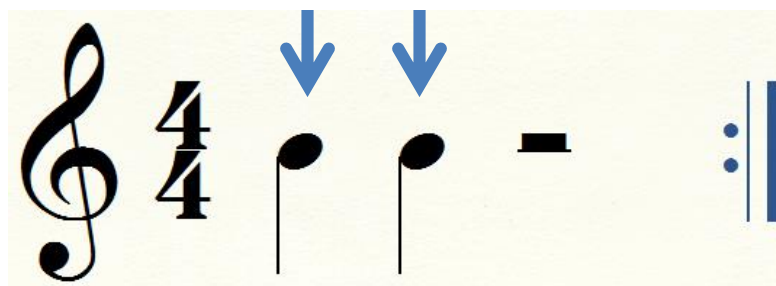
Strum with your Thumb - Down

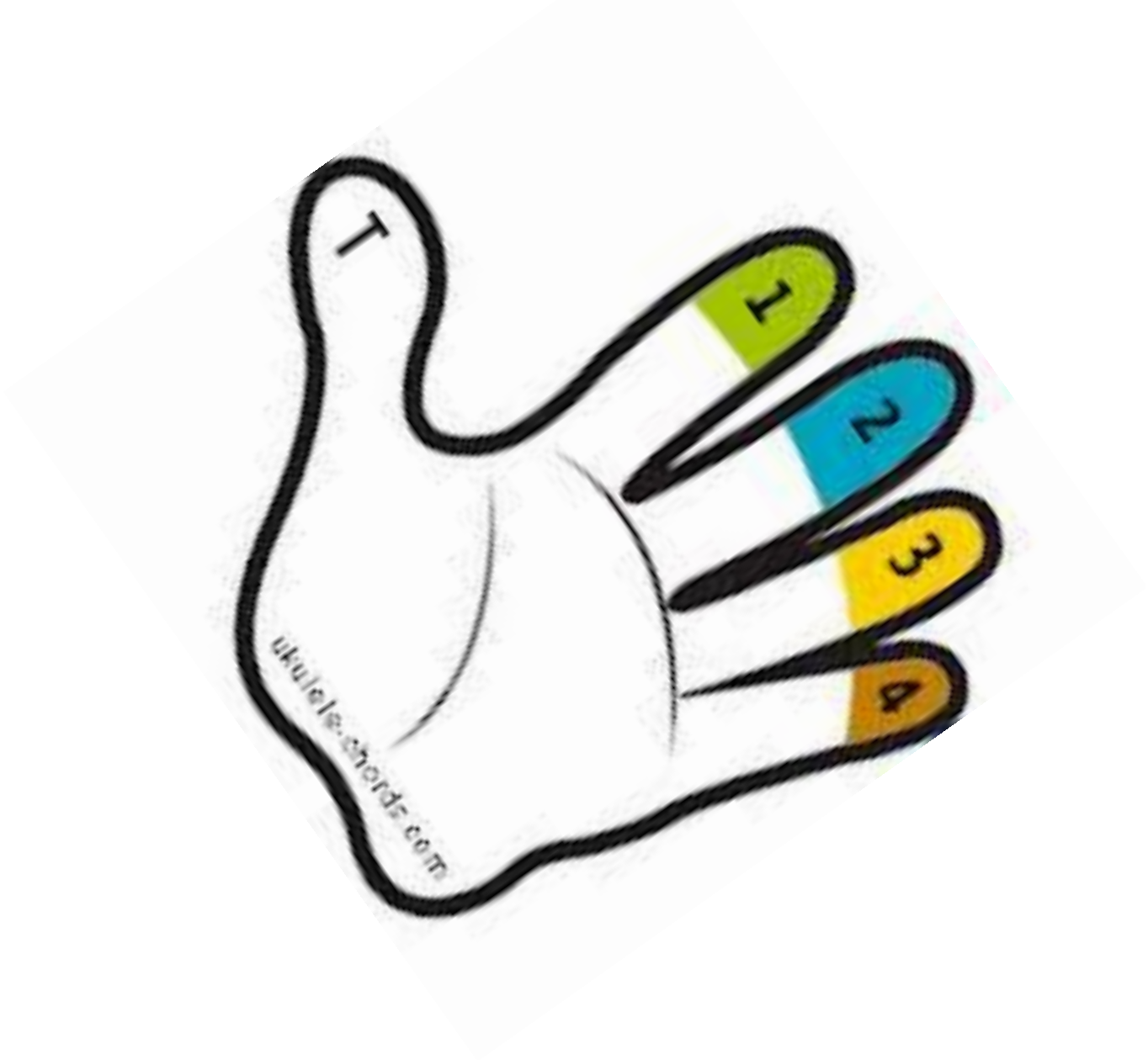
1.



1. Say it.
2. Play it.
3. Play with recording!

2.








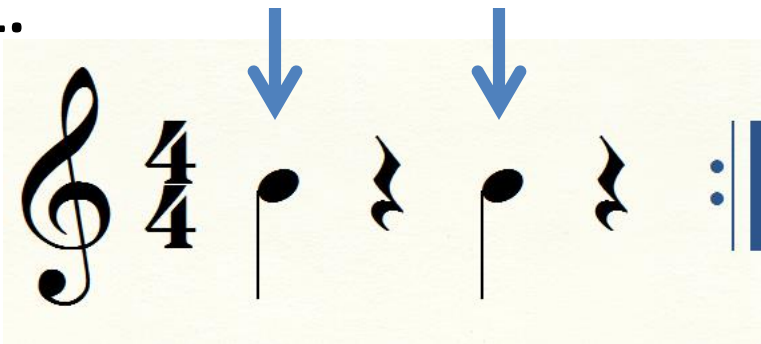
- 1 = Index finger
- 2 = Second finger
- 3 = Ring finger
- 4 = Pinky

C7




Strum with your Thumb - Down

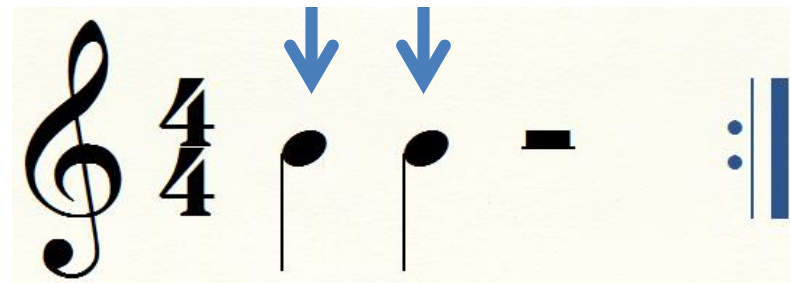
1.



- 1. Say it.
- 2. Play it.
- 3. Play with recording!

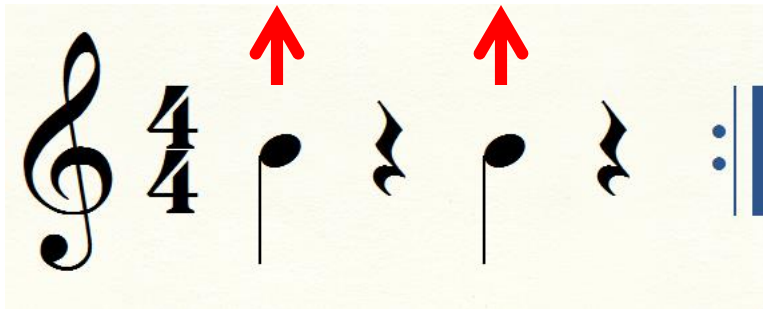


2.




Strum with your Thumb - Up

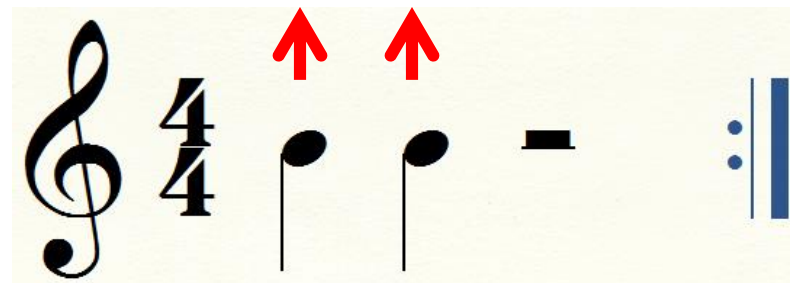
1.



1. Say it.
2. Play it.
3. Play with recording!



2.



Strums with your Thumb – Down/Up

1.

4/4

2.

4/4

3.

4/4

4.

4/4

C7

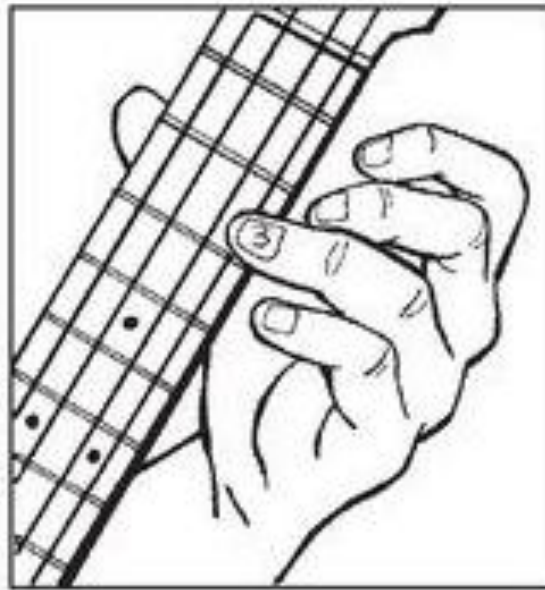
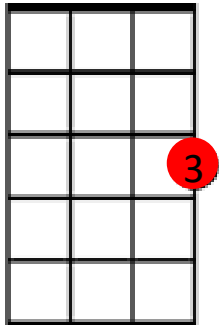
			1

1. Say it.
2. Play it.
3. Play with recording!



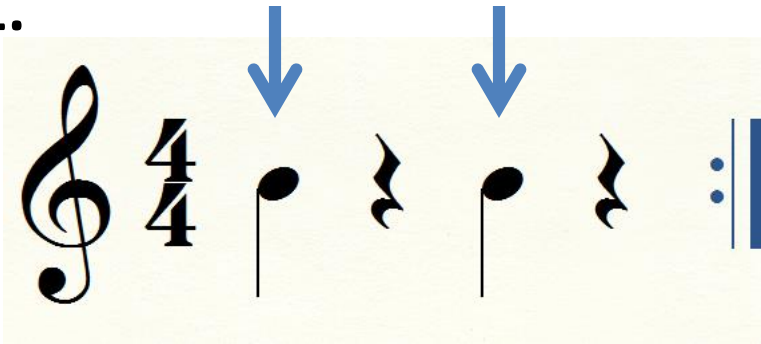
- 1 = Index finger
- 2 = Second finger
- 3 = Ring finger
- 4 = Pinky

C Major




Strum with your Thumb - Down

1.

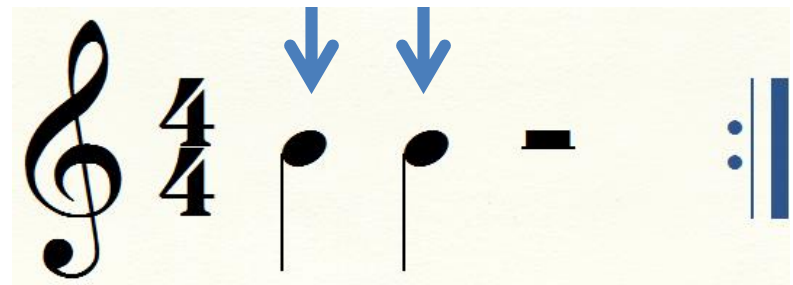


1. Say it.
2. Play it.
3. Play with recording!

C Major

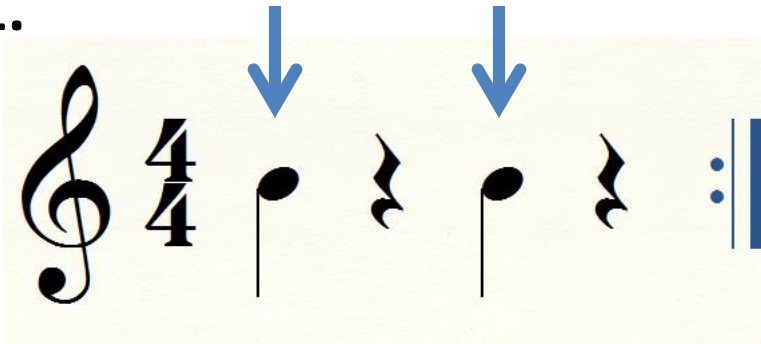


2.




Strum with your Thumb - Down

1.

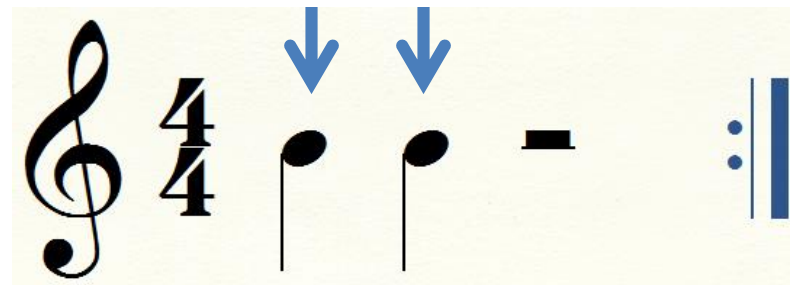


- 1. Say it.
- 2. Play it.
- 3. Play with recording!

C Major

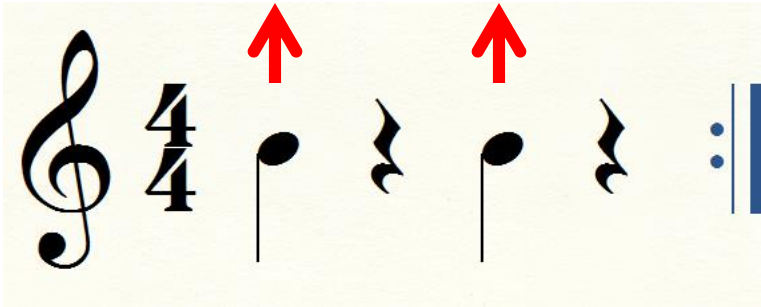


2.



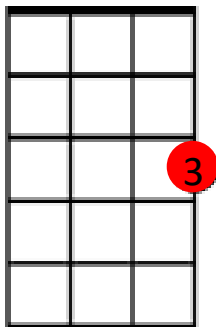
Strum with your Thumb - Up

1.

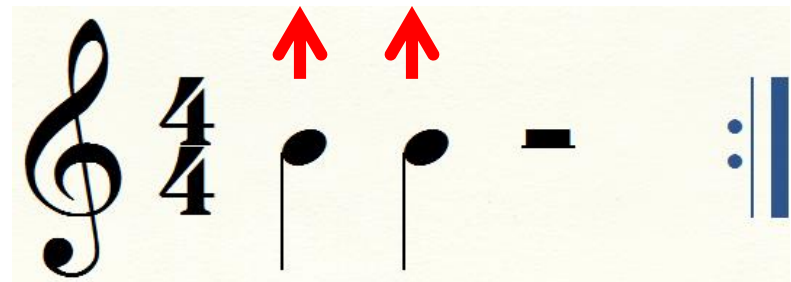


1. Say it.
2. Play it.
3. Play with recording!

C Major

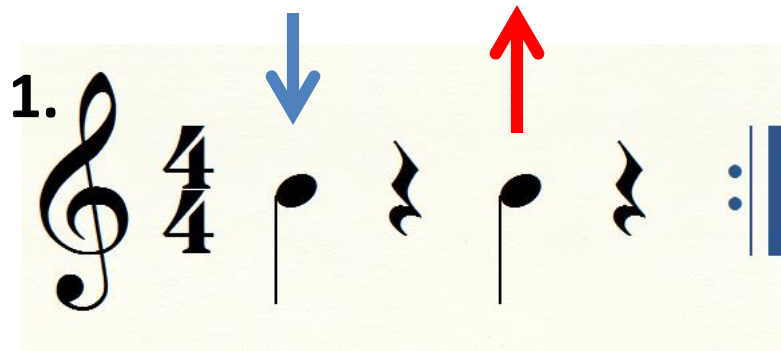


2.

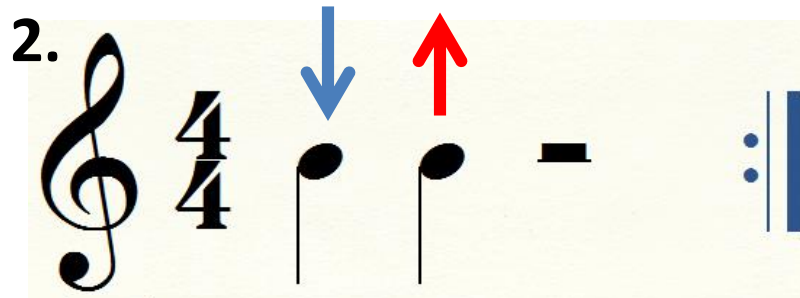


Strums with your Thumb – Down/Up


1.



2.

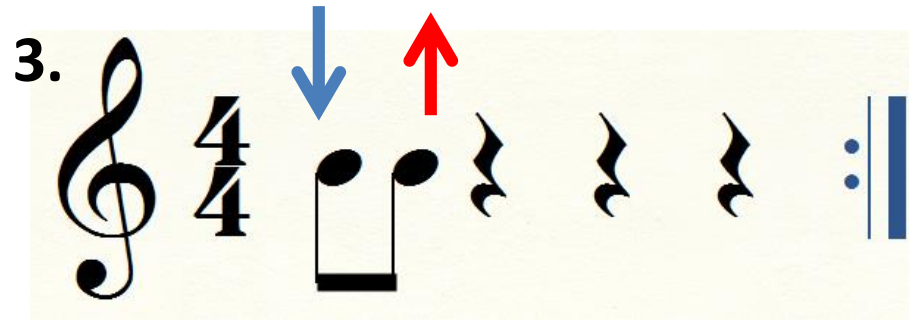


4.



1. Say it.
2. Play it.
3. Play with recording!

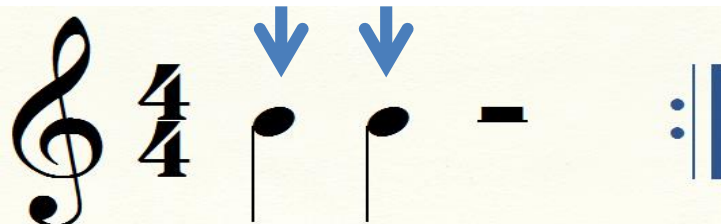
3.




C Major

		3

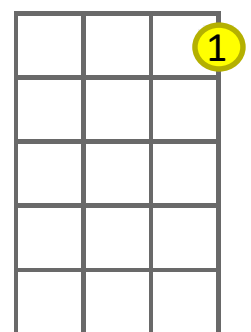
Strum AND Toggle (switch chords)

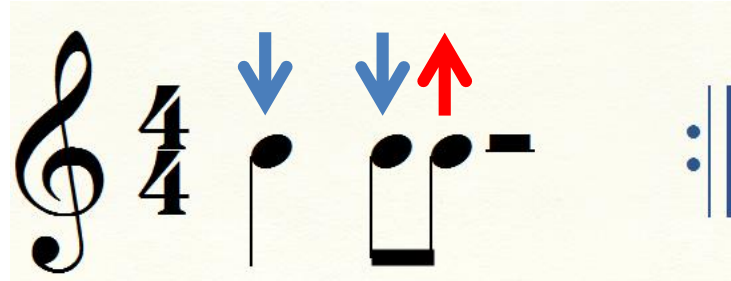
1. 

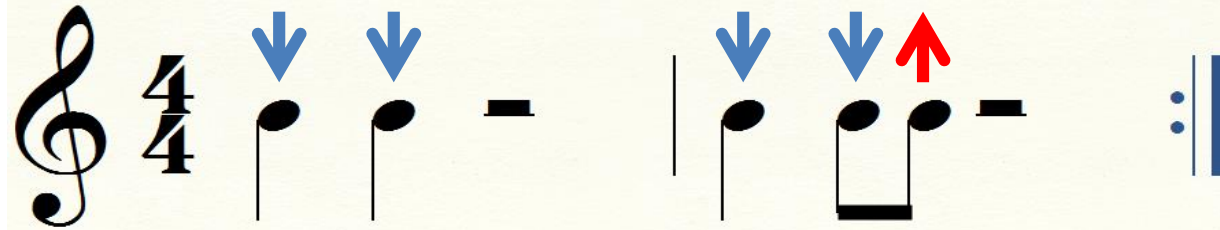
C Major



C7



2. 

3. 

4. Listen and Echo/Play

Create your own

Take two minutes to explore strumming...

- Create a strumming pattern using UP and DOWN strums.
- When you hear the recording...REST POSITION



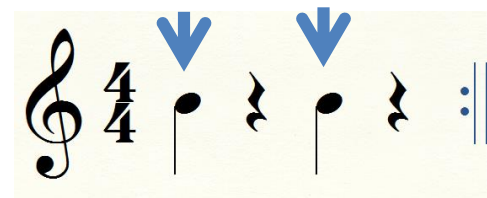
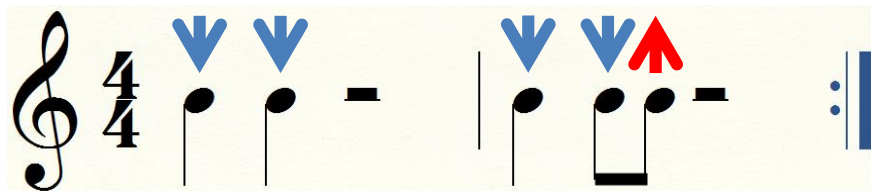


Musicians' Health: Shake it out!!!

- Uke yoga for your hands! =)

One Chord...One Finger = One Song



One Chord...One Finger = One Song



One Chord...One Finger = One Song


“Put the Lime in the Coconut”

Brother bought a coconut, he bought it for a dime,
His sister had another one she paid it for the lime.

She put the lime in the coconut, she drank 'em bot' up
She put the lime in the coconut, she drank 'em bot' up.
She put the lime in the coconut, she drank 'em bot' up
She put the lime in the coconut, she call the doctor, woke
'I'm up,

Said "doctor, ain't there nothin' I can take?"
I said "Doctor, to relieve this belly ache,"
I said "Doctor, ain't there nothin' I can take?"
I said "Doctor, to relieve this belly ache."
Now lemme get this straight...

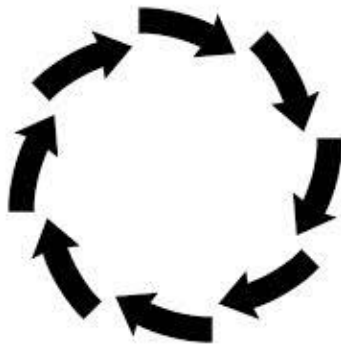
C7



Musicians' Health: Shoulder rolls and uke yoga!!!

- Roll both
- Roll ONE
- Roll OTHER
- Hand shakes – starting with 8

Polly Wolly Game



BUMP



CLAP



SNAP



Polly Wolly Doodle..CHORD ROOTS

Oh, I went down south for to see my Sal, singing Polly Wolly Doodle all the...

...day. Oh my Sal she is a spunky gal singing Polly Wolly Doodle all the...

...day. Fare the well, fare the well, fare the well my fairy...

...faye. For I went to Louisiana for to see my Susie Anna singing Polly Wolly Doodle all the...

...day

1.
CHORD
ROOTS...
all


2. Chord
roots...
½ & ½

3.
Down,
down
up...
all

4.
Down,
down
up...
½ & ½


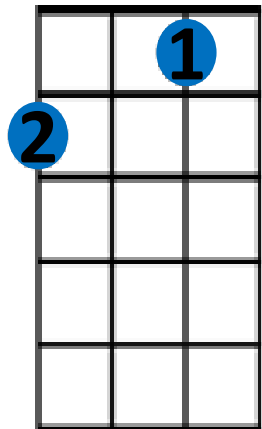
New Chord

F Major



Toggle – Switch back and forth

F Major



Polly Wolly Doodle

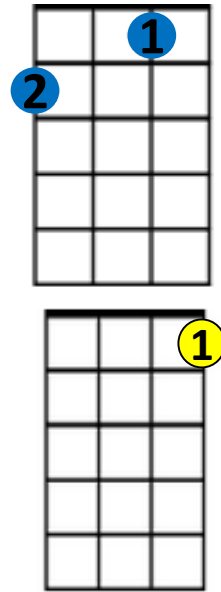
F
Oh, I went down south for to see my Sal, singing Polly Wolly
Doodle all the...

C⁷
...day. Oh my Sal she is a spunky gal singing
Polly Wolly Doodle all the...

F
...day. Fare the well, fare the well, fare the well my fairy...

C⁷
...faye. For I went to Louisiana for to see my Susie Anna singing
Polly Wolly Doodle all the...

F
...day

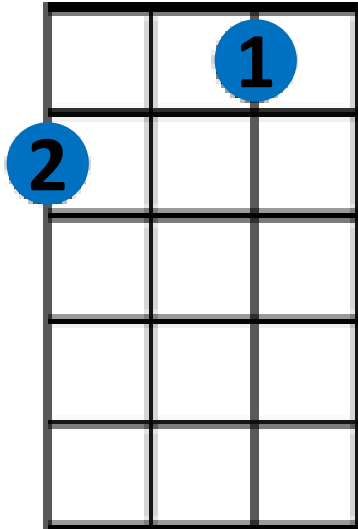


Shoulder rolls and uke yoga!!!


- Roll both
- Roll ONE
- Roll OTHER
- Hand shakes – starting with 8

Yellow Submarine – TWO CHORDS

F – Tonic



C – Dominant



Yellow Submarine

[Verse]

In the town where I was born
Lived a man who sailed to sea
And he told us of his life
In the land of submarines

Pat, pat, clap, snap

Refrain

D

S

S

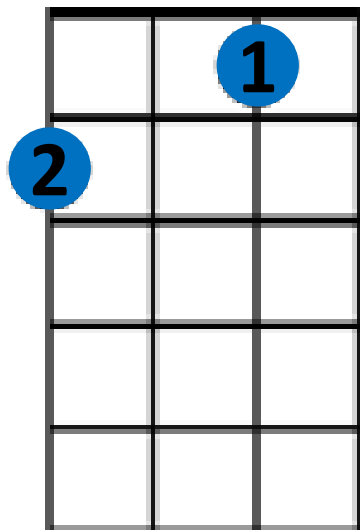
D

We all live in a


yellow submarine, yellow submarine, yellow submarine

Yellow Submarine – Refrain

F – Tonic



C – Dominant




Pat, pat, clap, snap (during verse)

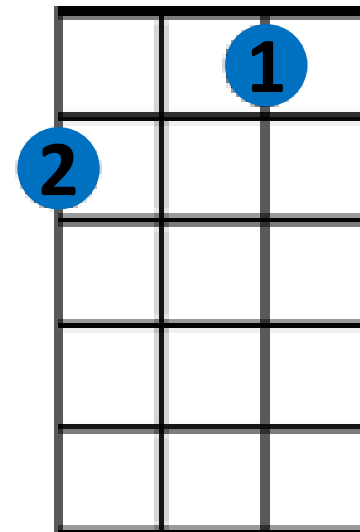
Switch CHORDS

Yellow Submarine - Refrain

C – Dominant



F – Tonic

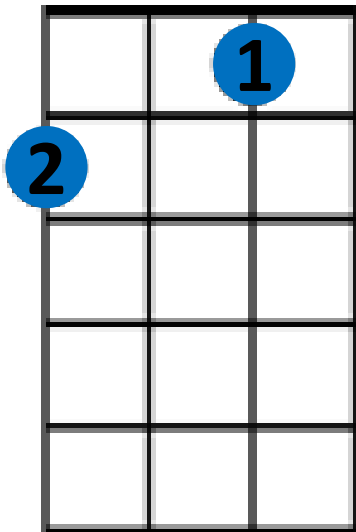


Pat, pat, clap, snap (during verse)

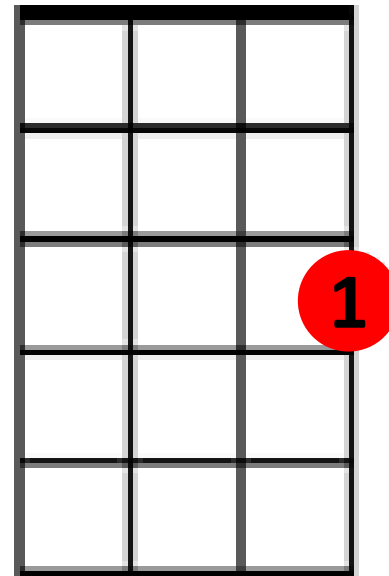
Choose one chord, or try both!!!

*First, practice toggling

F – Tonic



C – Dominant



Pat, pat, clap, snap (during verse)

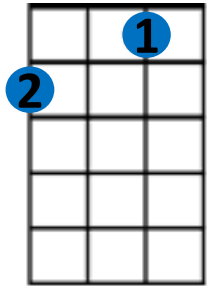
Yellow Submarine

[Verse]


In the town where I was born
Lived a man who sailed to sea
And he told us of his life
In the land of submarines

Pat, pat, clap, snap

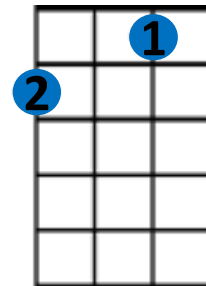
Refrain



We all live in a



yellow submarine, yellow submarine,



yellow submarine

Best Day of My Life -American Authors

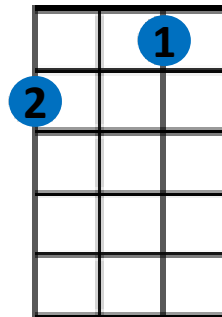

Shoulder rolls and uke yoga!!!

Roll both

Roll ONE

Roll OTHER

Hand shakes – starting with 8




C
I had a dream so big and loud I jumped so high I touched the clouds

F
Wo-o-o-o-o-oh -x2-

C
I stretched my hands out to the sky We danced with monsters through the night

F
Wo-o-o-o-o-oh -x2-



Teacher uke solo!

Bridge

C
I'm never gonna look back Woah, never gonna give it up, No.

Dm F
please don't wake me now

REFRAIN!!!

C
Oo-o-o-o-oo! This is gonna be the best day of my

F
li-ife My li-i-i-i-ife **(REPEAT REFRAIN)**

I howled at the moon with friends And then the sun came crashing in

Wo-o-o-o-o-oh -x2-

But all the possibilities No limits just epiphanies

Wo-o-o-o-o-oh -x2-

BRIDGE AND REFRAIN

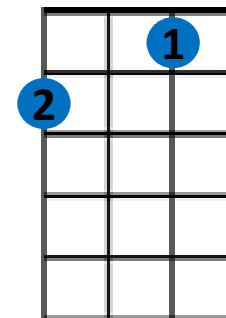
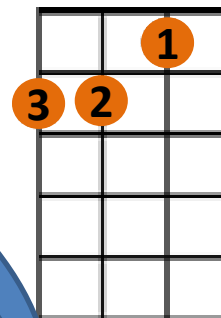
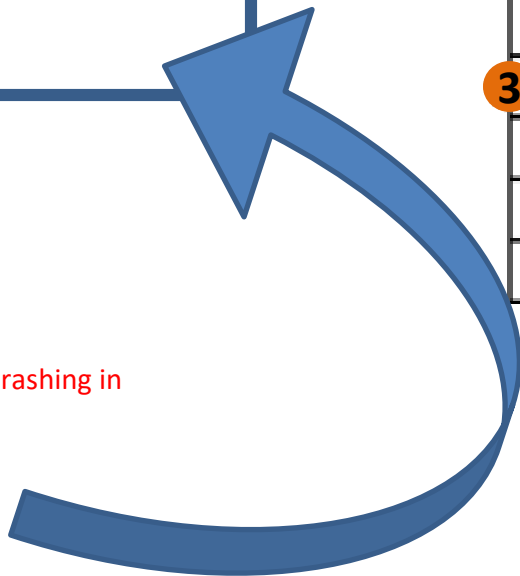
I hear it calling outside my window I feel it in my soul -soul- The stars were burning so bright The sun was out 'til midnight I say we lose control -control- (UKE RIFF x 2)

REFRAIN

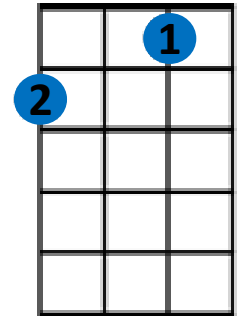
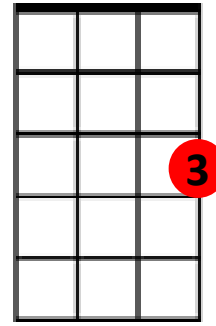
This is gonna be, this is gonna be, this is gonna be, The best day of my life Everything is looking up, everybody up now

This is gonna be the best day of my

li-ife My li-i-i-i-ife -THE END-



Verse 1



C

I had a dream so big and loud I jumped so high I
touched the clouds

F

Wo-o-o-o-o-oh -x2-

C

I stretched my hands out to the sky We danced with
monsters through the night

F

Wo-o-o-o-o-oh -x2-

Bridge and Refrain

Bridge

Teacher uke solo!

C

I'm never gonna look back Woah, never gonna give it up,
No.

Dm

F

please don't wake me now

REFRAIN!!!

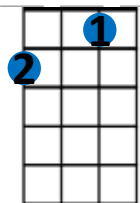
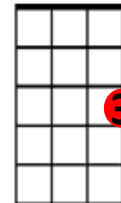
C

Oo-o-o-o-oo! This is gonna be the best day of my

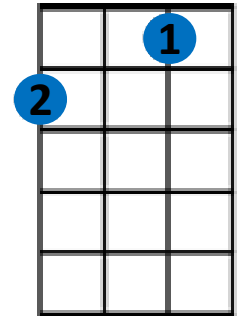
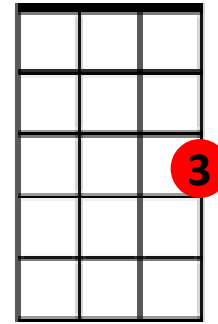
F

li-ife My li-i-i-i-i-ife (REPEAT REFRAIN)

C-----> F



Verse 2



C

I howled at the moon with friends And then the sun
came crashing in

F

Wo-o-o-o-o-oh -x2-

C

But all the possibilities No limits just epiphanies

F

Wo-o-o-o-o-oh -x2-

Bridge and Refrain

Bridge

Teacher uke solo!

C

I'm never gonna look back Woah, never gonna give it up,
No.

Dm

F

please don't wake me now

REFRAIN!!!

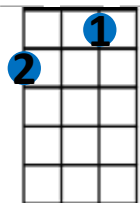
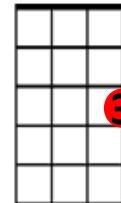
C

Oo-o-o-o-oo! This is gonna be the best day of my

F

li-ife My li-i-i-i-i-ife **(REPEAT REFRAIN)**

C-----→ F

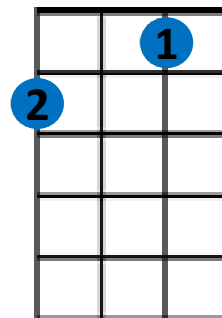



C

I hear it calling outside my window I feel it in my soul -soul- The stars were burning so bright The sun was out 'til midnight I say we lose control - control-

- (UKE RIFF x 2)

REFRAIN!!!



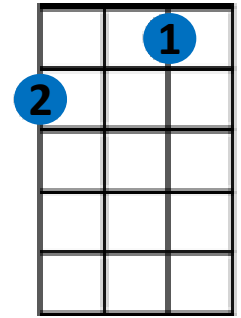
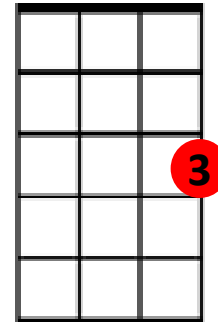
C

Oo-o-o-o-oo! This is gonna be the best day of my

F

li-ife My li-i-i-i-i-ife **(REPEAT REFRAIN)**

Coda



C

This is gonna be, this is gonna be, this is gonna be,
The best day of my

F

life Everything is looking up, everybody up now

C

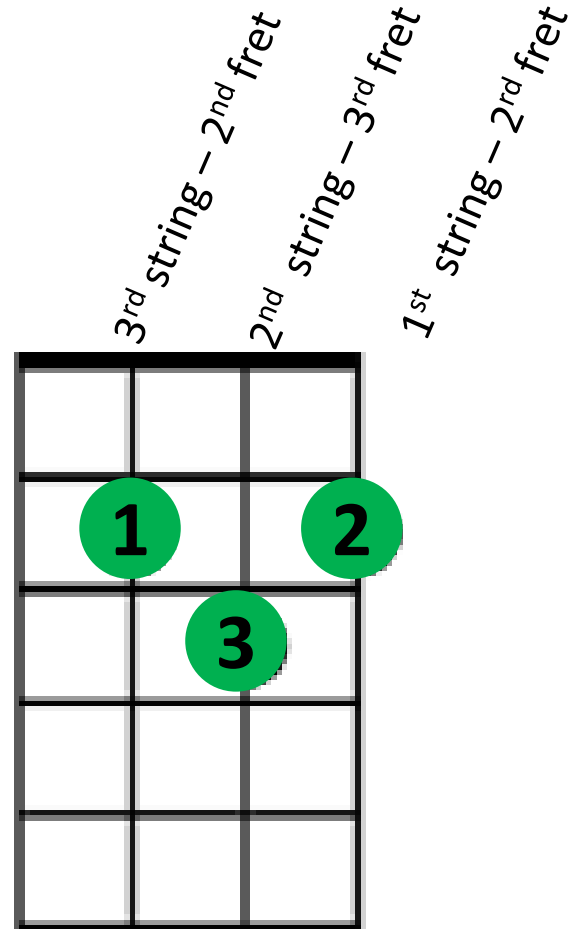
This is gonna be the best day of my

F

li-ife My li-i-i-i-i-ife -THE END-

New Chord


- G Major



You are My Sunshine

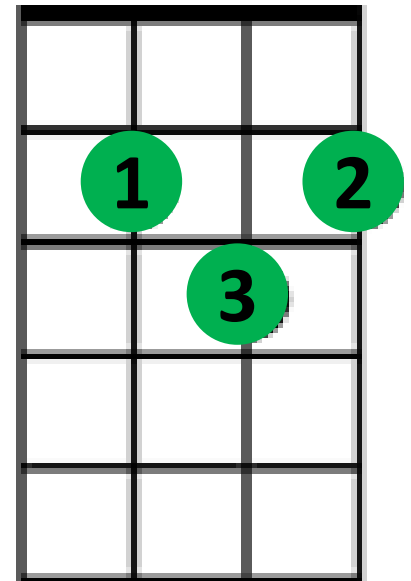
C – “DO”

Tonic



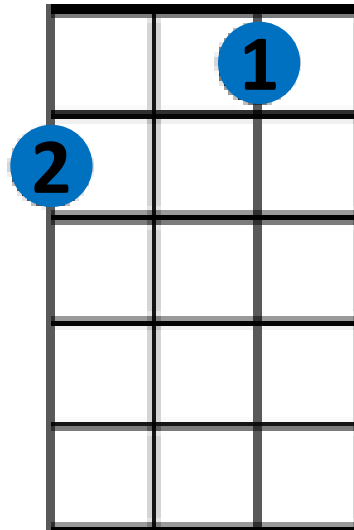
G – “SO”

Dominant



F – “FA”

Subdominant



C
You Are My Sunshine

My only sunshine.

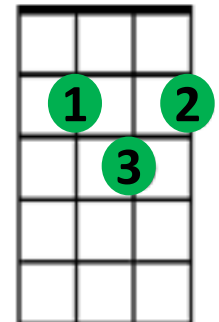
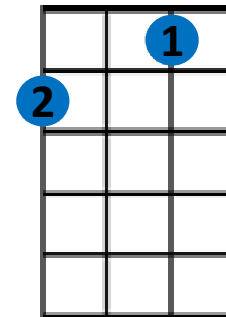
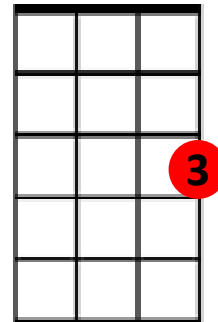
F
You make me happy

C
When skies are grey.

F
You'll never know, dear,

C
How much I love you.

G **C**
Please don't take my sunshine away



Lion Sleeps Tonight



Verse 1:

C F C G
 In the jun-ple, the migh-ty jun-ple , The li-on sleeps to-night;
 C F C G
 In the jungle, the mighty jungle, The li-on sleeps to-night

Chorus:

C F C G
 We-eee - ee-ee-ee- ee um, um, a-weh-
 C F C G
 We-eee - ee-ee-ee- ee um, um, a-weh-

Verse 2:

C F C G
 Near the vil-lage, the qui-et vil-lage, The li-on sleeps to-night
 C F C G
 Near the vil-lage, the qui-et vil-lage, Th C leeps to-night


repeat **Chorus.**

Verse 3:

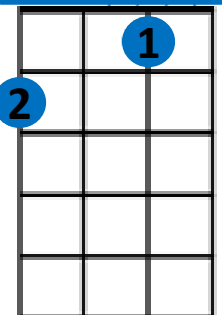
C F C G
 Hush my dar-ling, don't fear my dar-ling, The li-on sleeps to-night
 C F C G
 Hush my dar-ling, don't fear my dar-ling, The li-on sleeps to-night

repeat **Chorus;** then:

C F C G
 We-eee - ee-ee-ee- ee um, um, a-weh (fade)

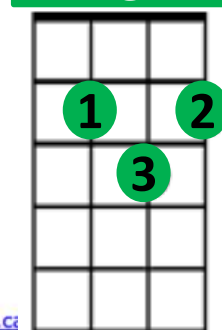


3



1

2



1

2

3